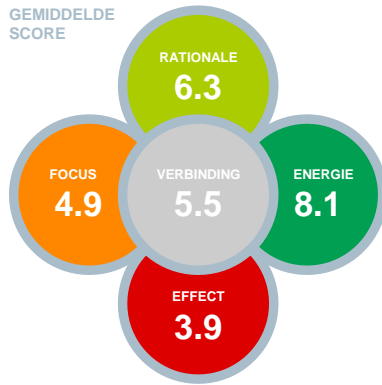


GEMIDDELDE SCORE

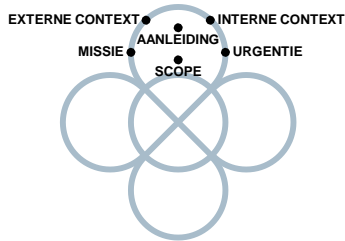


# ORGANISATIE X AFDELING Y

Gemiddelde score per factor

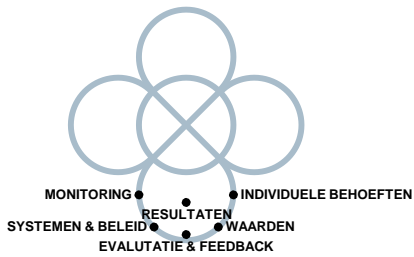
Rationale	6.3	<span style="color: green;">■</span>
Effect	3.9	<span style="color: red;">■</span>
Focus	4.9	<span style="color: orange;">■</span>
Energie	8.1	<span style="color: green;">■</span>
Verbinding	5.5	<span style="color: grey;">■</span>

## RATIONALE



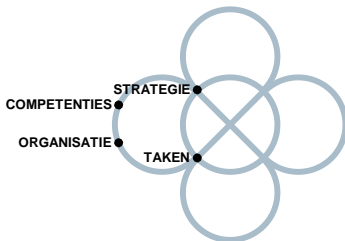
Element	Score	Verdeling per element
Externe context	7.1	29% <span style="color: grey;">■</span> 67% <span style="color: green;">■</span>
Interne context	6.1	13% <span style="color: orange;">■</span> 42% <span style="color: grey;">■</span> 41% <span style="color: green;">■</span>
Aanleiding	6.2	10% <span style="color: red;">■</span> 7% <span style="color: orange;">■</span> 30% <span style="color: grey;">■</span> 47% <span style="color: green;">■</span> 6% <span style="color: green;">■</span>
Missie	7.1	27% <span style="color: grey;">■</span> 60% <span style="color: green;">■</span> 9% <span style="color: green;">■</span>
Urgentie	6.8	6% <span style="color: red;">■</span> 34% <span style="color: orange;">■</span> 41% <span style="color: green;">■</span> 15% <span style="color: green;">■</span>
Scope	4.8	18% <span style="color: red;">■</span> 15% <span style="color: orange;">■</span> 47% <span style="color: grey;">■</span> 20% <span style="color: green;">■</span>

## EFFECT



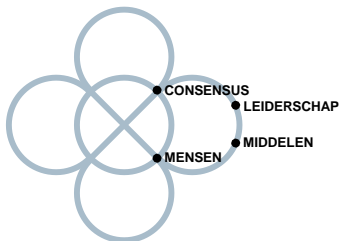
Element	Score	Verdeling per element
Monitoring	4.6	13% <span style="color: red;">■</span> 24% <span style="color: orange;">■</span> 40% <span style="color: grey;">■</span> 20% <span style="color: green;">■</span>
Individuele behoeften	4.9	11% <span style="color: red;">■</span> 29% <span style="color: orange;">■</span> 37% <span style="color: grey;">■</span> 22% <span style="color: green;">■</span>
Resultaten	3.5	40% <span style="color: red;">■</span> 24% <span style="color: orange;">■</span> 15% <span style="color: grey;">■</span> 21% <span style="color: green;">■</span>
Systemen & beleid	4.8	9% <span style="color: red;">■</span> 38% <span style="color: orange;">■</span> 33% <span style="color: grey;">■</span> 18% <span style="color: green;">■</span>
Waarden	5.5	10% <span style="color: red;">■</span> 19% <span style="color: orange;">■</span> 36% <span style="color: grey;">■</span> 31% <span style="color: green;">■</span>
Evaluatie & feedback	3.2	45% <span style="color: red;">■</span> 21% <span style="color: orange;">■</span> 5% <span style="color: grey;">■</span> 29% <span style="color: green;">■</span>

## FOCUS



Element	Score	Verdeling per element
Strategie	6.1	14% <span style="color: orange;">■</span> 42% <span style="color: grey;">■</span> 39% <span style="color: green;">■</span>
Competenties	6.4	7% <span style="color: red;">■</span> 45% <span style="color: grey;">■</span> 45% <span style="color: green;">■</span>
Organisatie	4.5	37% <span style="color: red;">■</span> 10% <span style="color: orange;">■</span> 33% <span style="color: grey;">■</span> 20% <span style="color: green;">■</span>
Taken	3.2	65% <span style="color: red;">■</span> 15% <span style="color: orange;">■</span> 10% <span style="color: grey;">■</span> 9% <span style="color: green;">■</span>

## ENERGIE



Element	Score	Verdeling per element
Consensus	8.5	7% <span style="color: red;">■</span> 13% <span style="color: orange;">■</span> 20% <span style="color: green;">■</span> 60% <span style="color: green;">■</span>
Leiderschap	8.3	10% <span style="color: red;">■</span> 14% <span style="color: orange;">■</span> 6% <span style="color: red;">■</span> 30% <span style="color: green;">■</span> 40% <span style="color: green;">■</span>
Middelen	6.9	8% <span style="color: red;">■</span> 19% <span style="color: orange;">■</span> 23% <span style="color: grey;">■</span> 50% <span style="color: green;">■</span>
Mensen	8.9	7% <span style="color: red;">■</span> 20% <span style="color: green;">■</span> 71% <span style="color: green;">■</span>

## VERBINDING



Element	Score	Verdeling per element
Veranderdoelen	5.4	15% <span style="color: red;">■</span> 12% <span style="color: orange;">■</span> 42% <span style="color: grey;">■</span> 27% <span style="color: green;">■</span>
Veranderstrategie & -aanpakken	5.2	10% <span style="color: red;">■</span> 19% <span style="color: orange;">■</span> 45% <span style="color: grey;">■</span> 26% <span style="color: green;">■</span>
Interventies	6.1	9% <span style="color: red;">■</span> 44% <span style="color: orange;">■</span> 38% <span style="color: green;">■</span>